


# ANSTSE

Association of National Stakeholders in Traffic Safety Education



## Status of Teen Crashes and the Role of the NTDETAS

---

Presented By: Ned Ferris

# Overview of Presentation Topics

---

- ANSTSE, the NTDETAS and NHTSA's Support
- Overview of Young Driver Motor Vehicle Crashes
- Resources in Support of Traffic Safety and Teen Safety
- Addressing Vehicle Crash Fatalities and How to Take Action
- Role of the Novice Teen Driver Education and Training Administrative Standards (NTDETAS)

# Association of National Stakeholders in Traffic Safety Education (ANSTSE)

- Made up of volunteers representing National Organizations involved in teen traffic safety.
- Identify and support areas of common ground for the improvement of traffic safety education in America.
- Developed the Novice Teen Driver Education and Training Administrative Standards (NTDETAS).

Visit [www.anstse.info](http://www.anstse.info) for driver education resources and to learn more!

# ANSTSE Members

---



American  
Automobile  
Association  
(AAA)



The Association  
for Driver  
Rehabilitation  
Specialist  
(ADED)



American Association  
of Motor Vehicle  
Administrators  
(AAMVA)



American Driver and  
Traffic Safety  
Education Association  
(ADTSEA)



Driver Education  
and Training  
Administrators  
(DETA)



Driving  
School  
Association of  
the Americas  
(DSAA)



Governors  
Highway  
Safety  
Association  
(GHSA)



Transportation  
Research Board  
(TRB)

# NHTSA's Support for Driver Education



NTDETAS  
Standards &  
Strategic  
Plan

Driver  
Education  
(ANSTSE)

State Self-  
Assessment  
Tool

ANSTSE State  
Educational  
Opportunities

NHTSA State  
Assessments



## Overview of Novice Teen Driver Education and Training Administrative Standards (NTDETAS)


---

- Ultimate Goal: Ensure that driver education and training is:
  - High quality
  - Consistent
- Can help reduce the number of motor vehicle crashes, injuries and fatalities.



# Novice Teen Driver Education and Training Administrative Standards (NTDETAS)

2017



**Novice Teen Driver Education and Training Administrative Standards (NTDETAS) 2017 Revision**

- Program Administration
- Education and Training
  - Content Standards
  - Classroom Delivery
  - Behind-the-Wheel Delivery
  - Online Delivery
- Instructor Qualifications
  - Stages for Instructor Preparation Program
  - Model Teacher Training Materials
- Coordination with Driver Licensing
- Parent/Guardian Involvement

National Driver Education Standards

1



Program Administration

2



Education and Training

3



Instructor Qualifications

4



Coordination with Driver Licensing

5



Parent/Guardian Involvement

Available at [www.anstse.info](http://www.anstse.info)

ANSTSE

# Attachments A & B - Content Standards

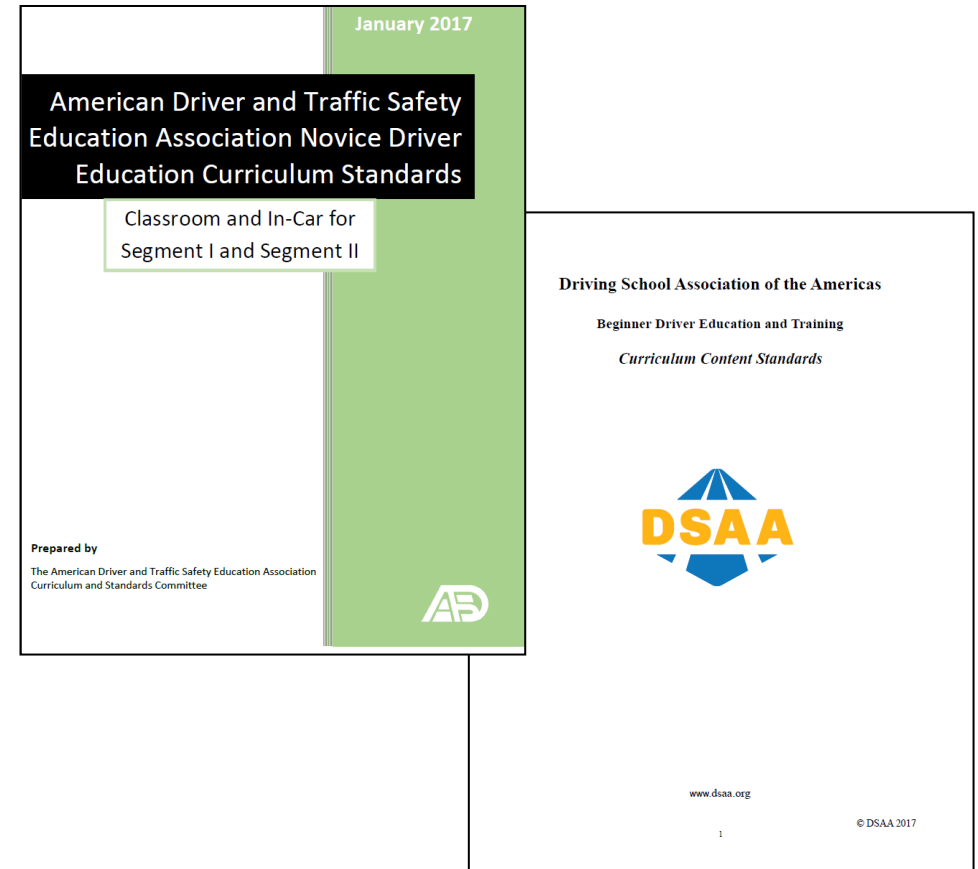
---

Two documents:

- ADTSEA Curriculum Standards
- DSAA Content Standards

Model standards for:

- ▶ Curricula, and
- ▶ Other teaching materials.





# Content Standards

---

- Covers factors such as:
  - Restraint use
  - Speeding
  - Alcohol
  - Distracted driving
  - Driving at night
  - Driving with passengers
  - Adverse weather
  - Vehicle technology
  - And much more





# Overview of Young Driver Motor Vehicle Crashes


---



# Question

---

What do you think are three top contributing factors of young motor vehicle crashes?



# Young Driver Motor Vehicle Crashes

- Among leading cause of death
- Major contributing factors:
  - Passengers
  - Not wearing a seat belt
  - Speeding
  - Impairment
  - Distractions

63% of the passengers of young drivers who died in car crashes were also 15-20 years old

52% of fatalities were unrestrained

53% of fatal crashes were speeding

29% died in car crashes with a BAC of .01 or higher

7% of young driver deaths caused by distraction

Source: NHTSA Traffic Safety Facts 2020 and NHTSA Teen Distracted Driver Data, 2020

# Young Driver Motor Vehicle Crashes

---

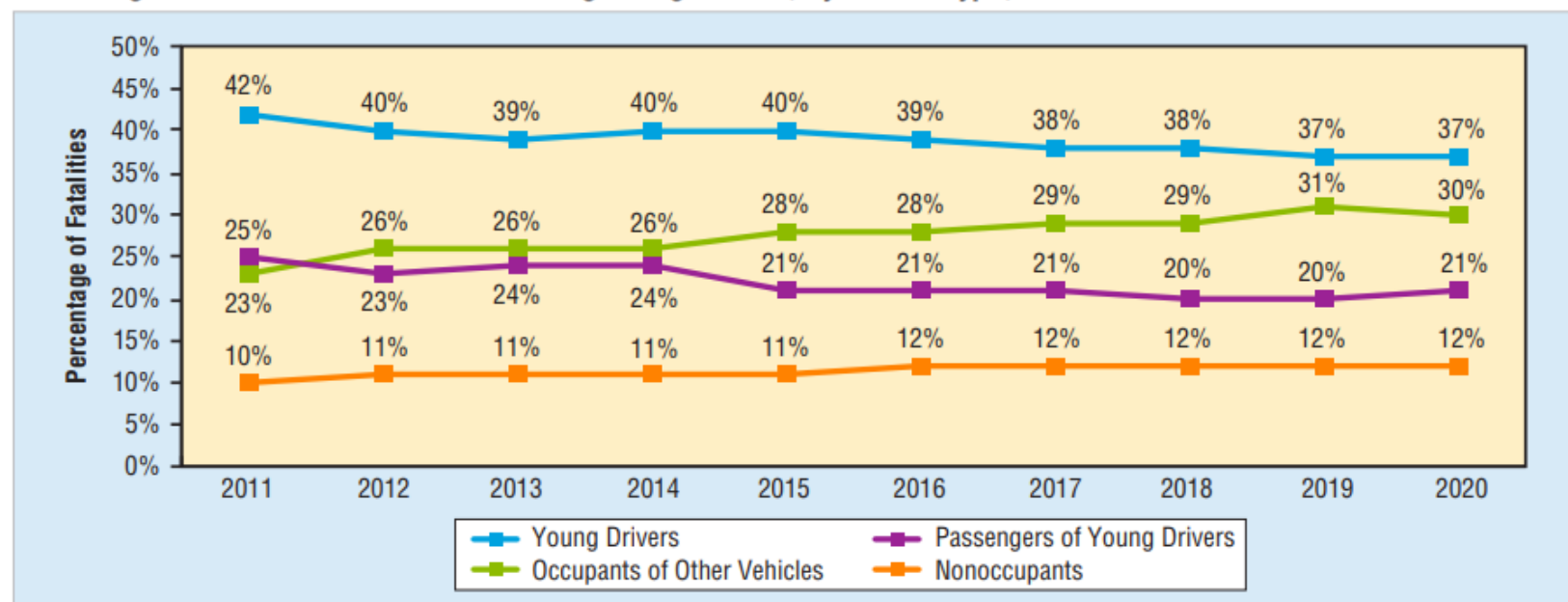
- Young drivers are twice as likely as adult drivers to be in a fatal crash.
- Immaturity and inexperience are primary factors contributing to these deadly crashes.
- Lead to high-risk behavior behind the wheel:
  - driving at nighttime
  - driving after drinking any amount of alcohol
  - driving distracted by passengers and electronic devices

Source: <https://www.nhtsa.gov/road-safety/teen-driving>

# Young Driver Motor Vehicle Crashes

- From 2011 to 2020 5%↓ in fatalities of young drivers in crashes.
- Fatalities for occupants of other vehicles ↑7% since 2011.
- Fatalities of passengers of young drivers ↓4% since 2011.
- Fatalities of nonoccupants (ped, bike) ↑ by 2% since 2011.

Percentage of Fatalities in Crashes Involving Young Drivers, by Person Type, 2011-2020



Source: FARS 2011-2019 Final File, 2020 ARF



# Young Driver Motor Vehicle Crashes

---


- From 2019 to 2020:
  - Fatalities **increased by 17%**
  - Fatalities among passengers **decreased by 9%**
  - Occupant fatalities in other vehicles **increased by 32%**
  - There were more fatalities of occupants in other vehicles than there were passenger fatalities of young drivers; this has been the trend since 2012
  - Nonoccupant fatalities (pedestrians, bicyclists) **increased by 14%**

Source: NHTSA Young Driver Traffic Safety Facts 2020

# Young Driver Motor Vehicle Crashes

---

- In 2020:
  - Of those passengers who died in crashes with young people who were driving, **63% were 15 to 20 years old.**
  - Of the young drivers killed with known restraint use, **52% were unrestrained** at the time of the crashes in 20.



Source: NHTSA Young Driver Traffic Safety Facts 2020

**ANSTSE**

# Young Drivers Over-Represented



**8.5%** of ALL DRIVERS involved in fatal crashes were young drivers.



However, young drivers were only **5.1%** of all licensed drivers.



The number of licensed young drivers decreased by **4.7%** from 2019 to 2020.



Source: NHTSA Young Drivers Traffic Safety Facts 2020

# Crash Facts in West Virginia

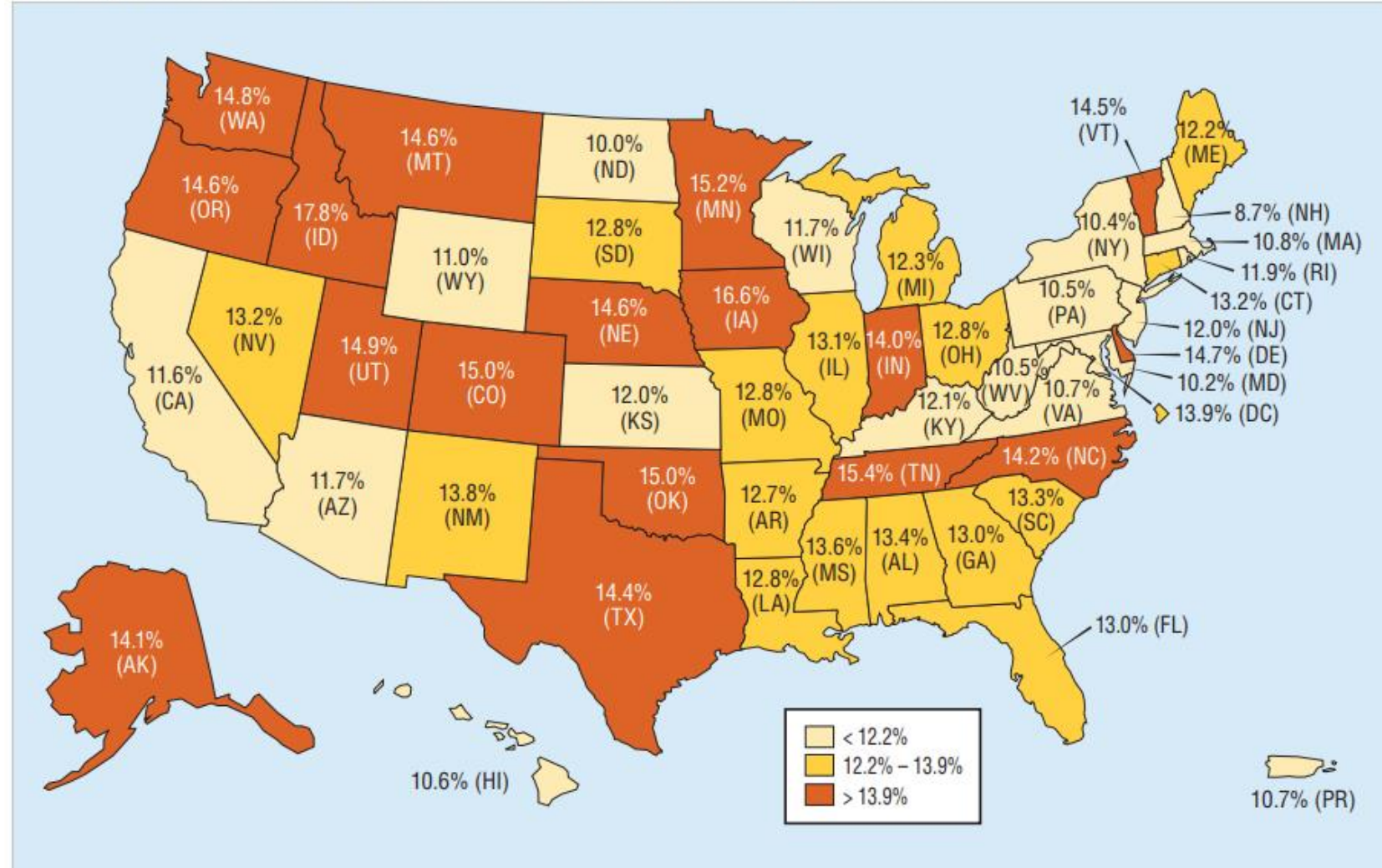
---

- Fatal crashes 2019
  - 260 traffic fatalities
  - 18 young driver fatalities
- Fatal crashes 2020
  - 267 traffic fatalities – 3% increase since 2019
  - 16 young driver fatalities – 1% decrease since 2019

# Crash Facts in West Virginia

- Traffic fatalities in crashes involving young drivers in West Virginia was 10.5% of the fatalities nationwide.

Percentage of Traffic Fatalities in Crashes Involving Young Drivers, by State, 2020



Source: FARS 2020 ARF



# Young Driver Motor Vehicle Crashes

- NHTSA maintains a database of documents with Traffic Safety Information and Statistics.
- Good tool for seeing trends nationally.



Teens and Distracted Driving 2020

People killed in distraction-affected crashes in 2020	3,142
Teens 15 to 19 years old killed in distraction-affected crashes in 2020	186
Percentage of all distraction-affected fatalities in 2020 who were 15- to 19-year-olds	6%
Six percent of the people who died in distraction-affected crashes in 2020 were teens 15 to 19 years old.	
Teens 15 to 19 killed in all crashes in 2020	2,490
Teens 15 to 19 killed in distraction-affected crashes in 2020	186
Percentage of teens 15 to 19 killed in distraction-affected crashes in 2020	7%
Seven percent of all teen motor vehicle crash fatalities in 2020 involved distracted driving.	

Available on [www.anstse.info](http://www.anstse.info) under Statistics / NHTSA's Traffic Safety Facts and <http://crashstats.nhtsa.dot.gov>



# How Risky Are Teen Drivers?

---

- For every mile driven, teen drivers (16-19) have crash rates **3 times higher** than drivers aged 20 and older.
- Their crash risk is especially high during the first few months of driving solo.
- Unfortunately, teen drivers themselves are not the only ones affected by their high crash rates; out of a total of **5,037 people killed in fatal teen crashes, 3,152 were people other than the teen driver.**

Sources: Insurance Institute of Highway Safety and NHTSA Traffic Safety Facts 2020



# Why Do Teen Drivers Have Such High Crash Rates?

---

- New teen drivers lack driving experience
- Other key factors include:
  - Overconfidence
  - Sensation-seeking
  - Widespread sleep deprivation among teens
  - Intentional risky driving behaviors, such as speeding, tailgating, and distracted driving



## Summary of Major Contributing Factors

---

- Passengers
- Not wearing a seat belt
- Speeding
- Impairment
- Distractions

# Young Driver Resources

- NHTSA Campaigns: [www.trafficsafetymarketing.gov](http://www.trafficsafetymarketing.gov)
  - Impaired driving
  - Driver's education
  - National teen driver safety week
  - Distractions – texting while driving
  - Speeding
  - Seat belt safety



# NHTSA Driver Education PSA

---



# NHTSA Distractions PSA

---



**ANSTSE**



# Other Young Driver Resources

- ADTSEA   
American Driver & Traffic Safety Education Association
- National Road Safety Foundation 
- AAA / AAA Foundation for Traffic Safety 
- Travelers Insurance **TRAVELERS** 
- State Farm  **State Farm**<sup>®</sup>
- National Safety Council   
National Safety Council  
NEBRASKA CHAPTER
- Children's Hospital of Philadelphia  Children's Hospital  
of Philadelphia<sup>™</sup>
- Children's Hospital of Wisconsin – Crossroads  Children's  
Hospital of Wisconsin
- Traffic Safety Education Foundation 

ANSTSE



# Addressing Vehicle Crash Fatalities, How to Take Action and the Role of the NTDETAS

---

# Addressing Vehicle Crash Fatalities

---

- Teens continue to be over-represented in crashes.
- Lack experience and exposure.
- Development of cognitive skills.
- Hope in addressing behaviors and skills of teen drivers.
- Organizations like NHTSA and ANSTSE working to reduce fatalities.



ANSTSE

# How to Take Action

---

- Monitor progress in driver education
- Encourage the adoption and implementation of the revised standards, including standards for:
  - Administration
  - Education/training - program delivery
  - Instructor training
  - Coordination with driver licensing
  - Parent/guardian involvement



# Role of the NTDETAS

Are intended to serve as a model to guide all novice teen driver education and training programs.

Provide a tool to assess strengths, accomplishments, and opportunities for quality, consistent driver education and training.

Support a State and/or organization be successful in administering and/or providing quality and uniform driver education and training.

# Role of the NTDEETAS

---

To influence skills and abilities resulting in safer drivers.

To train novice teen drivers to perform as safe and competent drivers.

To be an integral component of GDL.

To be a lifelong learning process.

Are available for use by any person or organization, private or government.

Are designed to be voluntary and consensus based.



# How to Take Action, cont.

---



- Encourage your state to:
  - Schedule a NHTSA State Driver Education Assessment
  - Request Technical Assistance.
- Work cooperatively within your driver education community.
- Follow the efforts of the ANSTSE.  
[www.anstse.info](http://www.anstse.info)
- NHTSA Resources:  
[www.trafficsafetymarketing.gov](http://www.trafficsafetymarketing.gov)

# Contact and Information

---



Brett Robinson

Highway Safety Services President

ANSTSE Secretariat

[brobinson@highwaysafetyservices.com](mailto:brobinson@highwaysafetyservices.com)

724-349-7233

Christie Falgione

Highway Safety Services Director Traffic Safety  
and Licensing

[clewis@highwaysafetyservices.com](mailto:clewis@highwaysafetyservices.com)

724-349-7233

Please address all email  
correspondence to both  
email addresses.

For more information on  
ANSTSE and the NTDETAS  
visit [www.anstse.info](http://www.anstse.info).



**ANSTSE**

# Thank you!

Thank you for your support and interest in Driver Education and Training!

Advancing Quality in Driver Education!



ANSTSE